

# Initial Report










Last Modified: 01/15/2016

1. Have you donated to any schools you attended in the past?

#	Answer	Bar	Response	%
1	Yes		9	41%
2	No		13	59%
	Total		22	

Statistic	Value
Min Value	1
Max Value	2
Mean	1.59
Variance	0.25
Standard Deviation	0.50
Total Responses	22

2. In regards to donations to charity, what types of organizations do you donate to (check all that apply)?

#	Answer	Bar	Response	%
1	Health-care Organizations		10	45%
2	Education, K-12		11	50%
3	Education, University Level		7	32%
4	Environmental		9	41%
5	Political Action		10	45%
6	Arts/Music		7	32%
7	Global Organizations		8	36%
8	Other		9	41%
9	I DO NOT make any donations to charity		1	5%

Statistic	Value
Min Value	1
Max Value	9
Total Responses	22

3. Do you have an affiliation with any college or university?

#	Answer	Bar	Response	%
1	Yes		17	77%
2	No		5	23%
	Total		22	

Statistic	Value
Min Value	1
Max Value	2
Mean	1.23
Variance	0.18
Standard Deviation	0.43
Total Responses	22

4. Which college or university?

Text Response
Cal Poly, San Luis Obispo
Golden gate University
GGU
Stanford
Stanford, Santa Clara
Stanford University
Stanford, Golden Gate, Univ of Chicago
UCB
musician's institute
The Open University (UK)
University of Illinois at Urbana Champaign, DePaul University
BCIT
Amberton University
MIT
University of Texas

Statistic	Value
Total Responses	15

5. Would you consider donating to a 1st generation college student to attend their # 1 college/university?

#	Answer	Bar	Response	%
1	Yes		6	27%
2	No		7	32%
3	Maybe, tell me more....		9	41%
	Total		22	

Statistic	Value
Min Value	1
Max Value	3
Mean	2.14
Variance	0.69
Standard Deviation	0.83
Total Responses	22

6. We are developing a platform that might show video stories of students looking for donations to attend their 1st choice school. Donors would donate funds on-line (going directly to the university). What do you think of this idea?

**Text Response**

I love it! This is Julia by the way.

The description is vague: would the donors give money directly to students? Or would they be pooled for the students' benefit—or the school overall?

I've had the privilege of attending two remarkable private institutions myself yet not really felt as if either needed my modest funds in donations. I did donate to one when it was in the name of a dear friend who passed many years ago. While I might find a way to contribute personally to a fiends expenses I find fund-me campaigns create awkward friend request obligations.

great, if tax deductible and can accept funds through a DAF (donor-advised fund) from a community foundation.

Sounds like a good idea

Really interesting. Students would need to be admitted and donors be assured that the donation goes to the designated student's tuition. It would be nice to have a followup - maybe end of the first year video from students, optional of course. Kiva often does something like this for organizations to which one has donated. As I read the features below, many of them are interesting but not essential to me now. However, I might find them relevant if I have to choose among a number of deserving students. I don't know in advance.

first choice is far less important than attendance. i always tell students that it's not the school that matters but what you do while there.

Not a fan of giving new money to current disbursement system in place. Currently, many colleges and universities have donation drives and funds that allow them to offer scholarships to deserving students of all kinds. I believe among key reasons that today's underserved student eligible to attend higher Edu, but do not go, is lack habit to use mentor and tutor services, and chiefly of funds to offset "real-total-cost" of attending school (i.e. computer, books, rent, deposits for rent & utilities), pre-existing medical services that must now transition to new school city or state, etc.. Please check out following link that may be helpfull - <http://hechingerreport.org/25351-2/>

Excellent

I would want a very reliable back round report on the student. In my experiences I have had students and younger kids present themselves as needed students and were able to take advantage of charitable benefits that prevented others who need them from getting them. Because of this I donate to students whom I know closer, for example if I know their parents and the family history, Sons and daughters of relatives, I know where the money would be going and why.

It needs to be tested.

It sounds like a nice idea!

Not sure, but new ideas are always good.

Good idea.

I like it. Would like to have access to the life story of who I'm donating to



My education giving goes to the very unusual school I attended <http://www.woodstockschool.in/> , particularly funding scholarships to keep the school internationally diverse. Woodstock students tend to get into whatever colleges they want, and get funded.

I don't think all first choice schools are thw best fit for 1st gen students, but that's an ideological difference (I've been a mentor to many 1st gen students), but as a donor to K-12 schools with specific needs (supplies, textbooks, learning projects, field trips), I'd also want to have some opportunity to impact specific needs of a university student. If I'm a ongoing donor (monthly), I'd like to have some sort of connection to the student (updates, progress reports, etc).

I think Universities and other institutions that grant scholarships are better able to allocate money to students than I am. And a student whose video story attracts twice the funding of another student does not necessarily need/deserve twice the resources to attend college.

Statistic	Value
Total Responses	18

7. Are you or were you a 1st Generation College student, meaning you were the first person in your family to attend college?

#	Answer	Bar	Response	%
1	Yes		5	23%
2	No		17	77%
	Total		22	

Statistic	Value
Min Value	1
Max Value	2
Mean	1.77
Variance	0.18
Standard Deviation	0.43
Total Responses	22





9. Please tell us any other factors that would be important to you in deciding to make a donation to a 1st generation student via an on-line platform?

**Text Response**

Field of study

getting thanks directly from the sponsored student

I'd like to know if the chosen university has support programs for first gen students as I have read that this can make the difference between success and failure. It might also be nice to have the option to pledge future donations, possibly based on successful academic progress. Showing progress towards total tuition funding, again like Kiva, might also be useful. Perhaps one would donate the last needed \$\$ to a particular student because there are almost, but not quite, enough funds to cover tuition.

The student story tells of a risk taker or change maker that is striving to make the world a better place through innovation

Would it be possible to follow the students' performance, for instance?

I would like to understand how committed the student is to their education, the reasons they are interested in the program and the steps they have taken in their life so far to be deserving applicant.






That they plan/hope to enter a profession where they can give back to the world, not become, eg, a hedge fund manager.

Personality type of student and how they're suited for their selected career path or major, Assessment of how prepared they are for university (a benchmark of sorts), and some vision of what they want to do (the type of impact they want to have on the world and society)

I would not choose to donate money this way

Statistic	Value
Total Responses	9

10. Thanks, now just a few demographics to help us with data analysis? Your highest education level?



#	Answer	Bar	Response	%
1	High school/trade school		0	0%
2	Some College		1	5%
3	College Graduate		6	27%
4	Graduate/PhD.		14	64%
5	School of hard knocks		1	5%
6	Decline to Respond		1	5%

Statistic	Value
Min Value	2
Max Value	6
Total Responses	22

11. What schools did you attend?




Text Response	
Cal Poly, San Luis Obispo and California College of the Arts	
UMUC, Embry-Riddle, Golden gate University	
GGU	
Punahou (k-12), Hawaii Stanford BA/MA	
Stanford, Santa Clara	
The College of Wooster Stanford	
Stanford, Univ of Chicago, Golden Gate University, City College of San Francisco, San Francisco State	
UCB	
Musician's Institute - Hollywood, CA Ball State University - Muncie In Pasadena City College - Pasadena, CA Ivy Tech - Gary, In	
George Washington University. University of Maryland, Trinity College	
Duff's Business Institute- 2 Different Times, 2 Different Majors, 2 Separate Degrees. Community College of Allegheny County, 2 Different Times, 2 Different Majors, 2 Separate Degrees Duquense University on going 2.5 years of continuous Forensic seminars	
The Open University (UK)	
University of Illinois - Urbana/Champaign, DePaul University	
Canadian schools: BCIT, UBC, Queen's University, Langara College, Champlain College, VCC -- degrees plus lots of continuing education classes	
University of Southern California Golden Gate University	
MIT	
Woodstock School UC Santa Cruz University of Texas at Austin Open University (MBA)	
University of Minnesota	
Statistic	Value
Total Responses	18

12. Are you

#	Answer	Bar	Response	%
1	Female		13	59%
2	Male		9	41%
3	Trans-gender		0	0%
4	Decline to Respond		0	0%
	Total		22	





Statistic	Value
Min Value	1
Max Value	2
Mean	1.41
Variance	0.25
Standard Deviation	0.50
Total Responses	22

13. What age range do you fall into?

#	Answer	Bar	Response	%
1	18-30		3	14%
2	31-45		4	18%
3	46-65		15	68%
4	65 and Over		0	0%
	Total		22	






Statistic	Value
Min Value	1
Max Value	3
Mean	2.55
Variance	0.55
Standard Deviation	0.74
Total Responses	22

14. How much do you give on average to all charities each year?

#	Answer	Bar	Response	%
1			12	57%
2	\$ 1,001 - \$10,000		6	29%
3	\$10,000 - \$100,000		0	0%
4	Over \$100,000		1	5%
5	Decline to Respond		2	10%
	Total		21	

Statistic	Value
Min Value	1
Max Value	5
Mean	1.81
Variance	1.66
Standard Deviation	1.29
Total Responses	21

15. 50 States without D.C or Puerto Rico

#	Answer	Bar	Response	%
1	Alabama		0	0%
2	Alaska		0	0%
3	Arizona		0	0%
4	Arkansas		0	0%
5	California		16	76%
6	Colorado		0	0%
7	Connecticut		0	0%
8	Delaware		0	0%
9	District of Columbia		0	0%
10	Florida		0	0%
11	Georgia		0	0%
12	Hawaii		0	0%
13	Idaho		0	0%
14	Illinois		1	5%
15	Indiana		0	0%
16	Iowa		0	0%
17	Kansas		0	0%
18	Kentucky		0	0%
19	Louisiana		0	0%
20	Maine		0	0%
21	Maryland		0	0%
22	Massachusetts		0	0%
23	Michigan		0	0%
24	Minnesota		0	0%
25	Mississippi		0	0%
26	Missouri		0	0%
27	Montana		0	0%
28	Nebraska		0	0%
29	Nevada		0	0%
30	New Hampshire		0	0%
31	New Jersey		0	0%
32	New Mexico		0	0%
33	New York		1	5%
34	North Carolina		0	0%
35	North Dakota		0	0%
36	Ohio		0	0%
37	Oklahoma		0	0%
38	Oregon		0	0%
39	Pennsylvania		1	5%
40	Rhode Island		0	0%
41	South Carolina		0	0%
42	South Dakota		0	0%
43	Tennessee		0	0%
44	Texas		0	0%
45	Utah		0	0%
46	Vermont		0	0%
47	Virginia		0	0%
48	Washington		0	0%
49	West Virginia		0	0%
50	Wisconsin		0	0%
51	Wyoming		0	0%
52	I do not live in the continental United States		2	10%

Total		21	
-------	--	----	--

Statistic	Value
Min Value	5
Max Value	52
Mean	12.86
Variance	257.13
Standard Deviation	16.04
Total Responses	21